

CAMPUS @ BAYSIDE

FREMONT, CA



AVAILABLE FOR LEASE
6 ADVANCED MANUFACTURING BUILDINGS

473,250 SF

(253,472 SF DELIVERED IN PHASE 1)



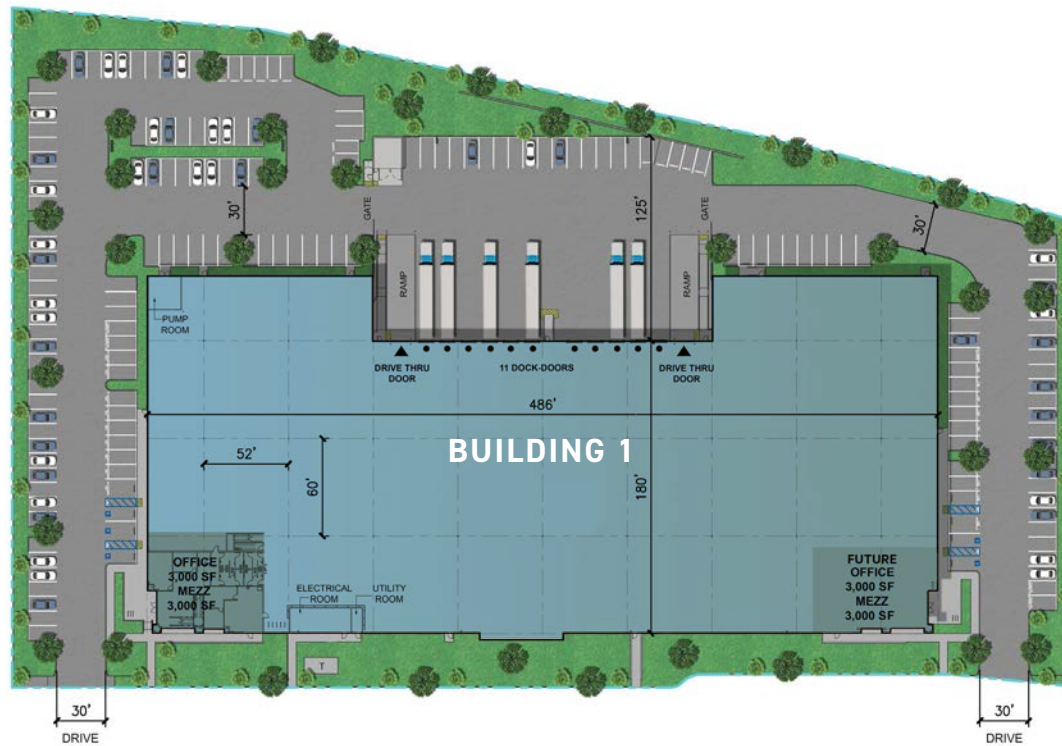
PROJECT FEATURES

- ▶ Master Planned Business Park (Bayside)
- ▶ Six (6) Freestanding Advanced Manufacturing Buildings with Bldgs 1-3 in Phase 1 & Bldgs 4-6 in Phase 2
- ▶ 4,000 Amps @ 480V per Building (except Building 4)
- ▶ 473,250 Total Square Feet (253,472 SF in Phase 1 & 219,778 SF in Phase 2)
- ▶ Enhanced Entry and Window Line
- ▶ EV Charging Stations Throughout the Park
- ▶ Multiple Dock and Grade Loading
- ▶ ESFR Sprinkler System
- ▶ Easy Access to I-880, I-680 and SR-237



BUILDING 1

101,600 SF (EXPANDABLE TO 104,600 SF)



● DOCK HIGH DOORS

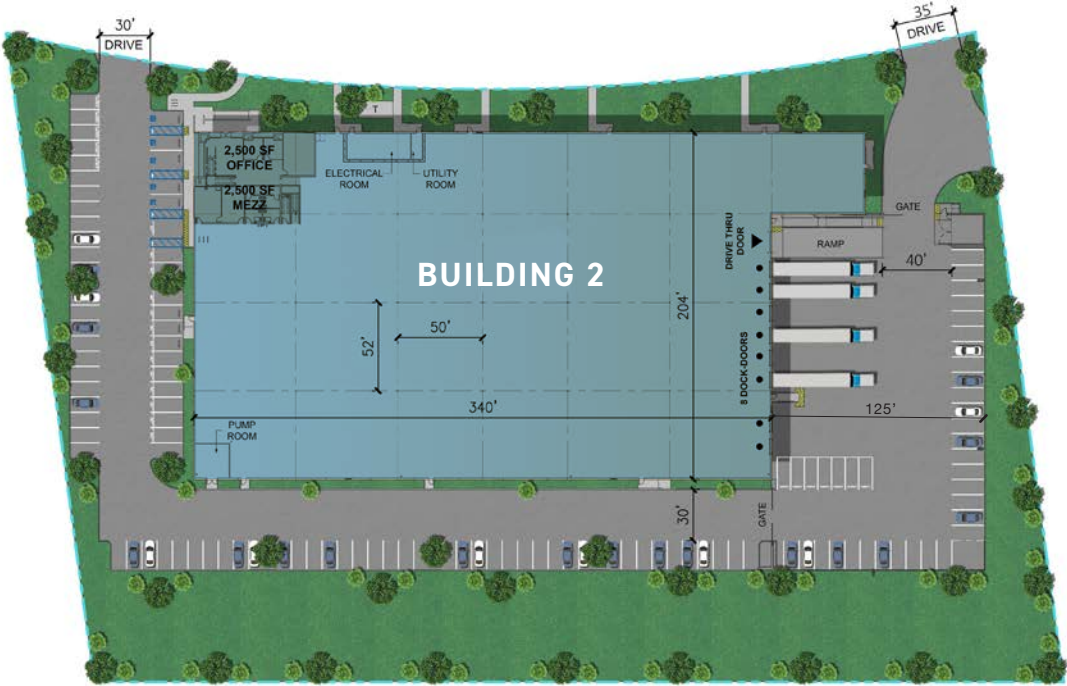
▲ GRADE LEVEL

BUILDING 1	101,600 SF (EXPANDABLE TO 104,600 SF)
OFFICE SF	6,000 SF SPEC / Expandable to 12,000 SF
CLEAR HEIGHT	32' Minimum
COLUMN SPACING	52' x 60'
POWER	4,000 Amps @ 277/480V
PARKING	178 Auto Parking Stalls (1.7 / 1,000)
EV CHARGING STATIONS	19
LOADING	11 Dock High/ 2 Grade Level
SLAB THICKNESS	6"
SPRINKLERS	K16.8 ESFR
TRUCK COURT	125'
% SKYLIGHTS	2.5%
LED LIGHTING	SPEC 20 FC in Warehouse
DELIVERY DATE	Q2 2026



BUILDING 2

74,913 SF



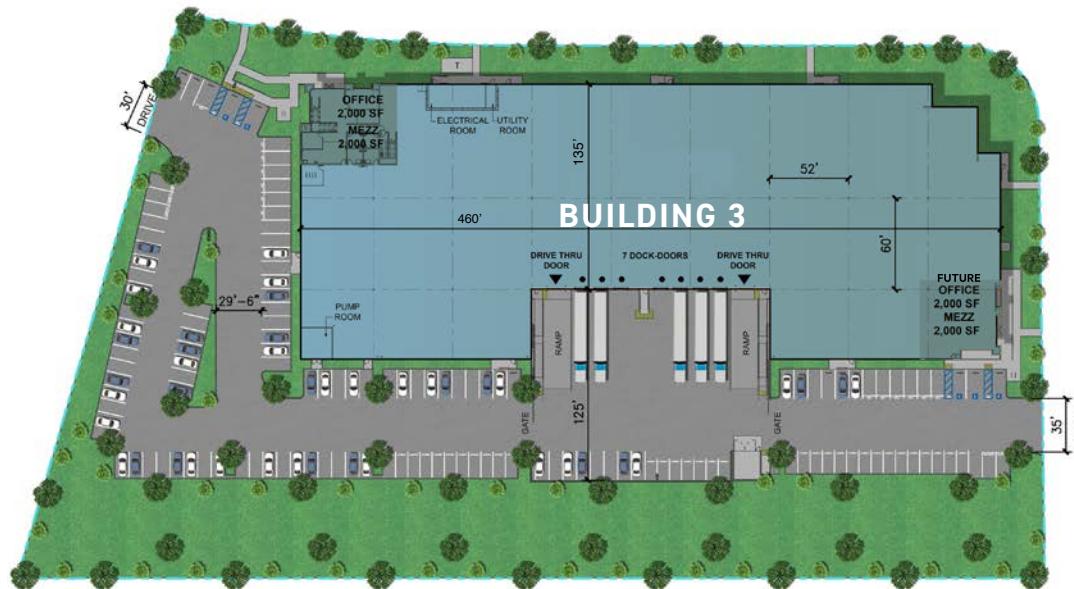
- DOCK HIGH DOORS
- ▲ GRADE LEVEL

BUILDING 2	74,913 SF
OFFICE SF	5,020 SF
CLEAR HEIGHT	32' Minimum
COLUMN SPACING	50' x 52' and 60' x 52'
POWER	4,000 Amps @ 277/480V
PARKING	119 Auto Parking Stalls (1.6/1,000)
EV CHARGING STATIONS	13
LOADING	8 Dock High/ 1 Grade Level
SLAB THICKNESS	6"
SPRINKLERS	K16.8 ESFR
TRUCK COURT	125'
% SKYLIGHTS	2.5%
LED LIGHTING	SPEC 20 FC in Warehouse
DELIVERY DATE	Q2 2026



BUILDING 3

76,959 SF (EXPANDABLE TO 78,959 SF)



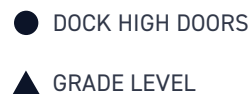
● DOCK HIGH DOORS

▲ GRADE LEVEL

BUILDING 3	76,959 SF (EXPANDABLE TO 78,959 SF)
OFFICE SF	4,000 SF Spec / Expandable to 8,000 SF
CLEAR HEIGHT	32' Minimum
COLUMN SPACING	Varies: 52' x 75', 52' x 59'7", 52' x 46'5"
POWER	4,000 Amps @ 277/480V
PARKING	140 Auto Parking Stalls (1.8/1,000)
EV CHARGING STATIONS	15
LOADING	7 Dock High/ 2 Grade Level
SLAB THICKNESS	6"
SPRINKLERS	K16.8 ESFR
TRUCK COURT	125'
% SKYLIGHTS	2.5%
LED LIGHTING	SPEC 20 FC in Warehouse
DELIVERY DATE	Q2 2026

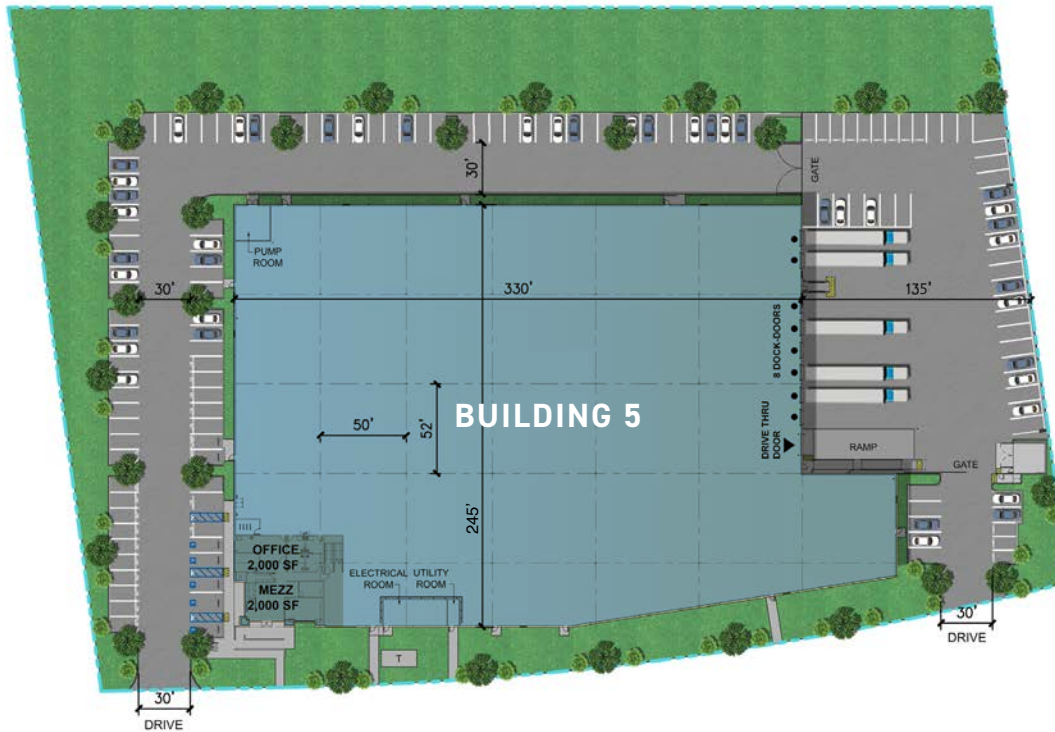


38,593 SF



BUILDING 5

85,019 SF



● DOCK HIGH DOORS

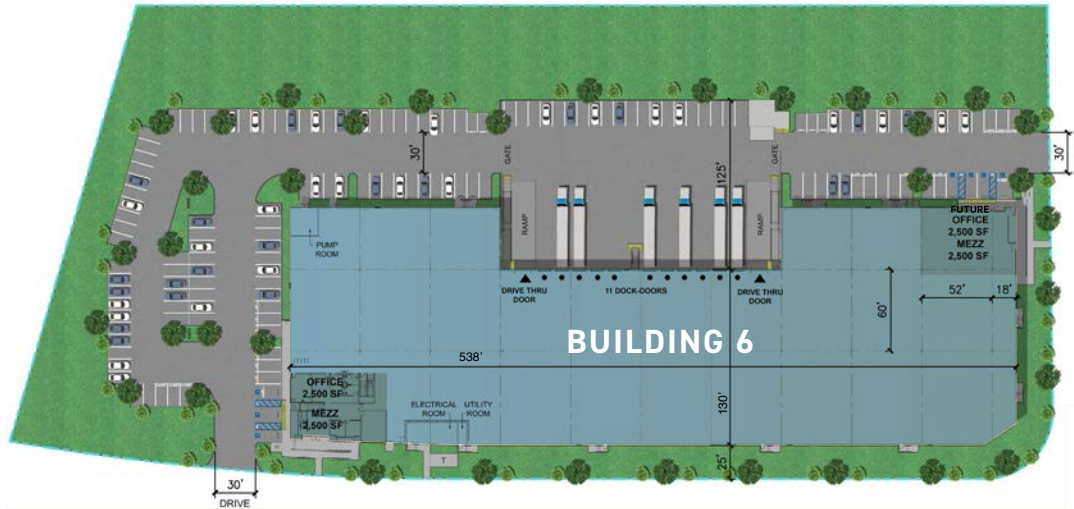
▲ GRADE LEVEL

BUILDING 5	85,019 SF
OFFICE SF	4,000 SF
CLEAR HEIGHT	32' Minimum
COLUMN SPACING	50' x 52' and 60' x 52'
POWER	4,000 Amps @ 277/480V
PARKING	137 Auto Parking Stalls (1.6/1,000)
EV CHARGING STATIONS	13
LOADING	8 Dock High/ 1 Grade Level
SLAB THICKNESS	6"
SPRINKLERS	K16.8 ESFR
TRUCK COURT	128'2" - 143'5"
% SKYLIGHTS	2.5%
LED LIGHTING	SPEC 20 FC in Warehouse
DELIVERY DATE	TBD



BUILDING 6

87,183 SF (EXPANDABLE TO 89,683 SF)



● DOCK HIGH DOORS

▲ GRADE LEVEL

BUILDING 6	87,183 SF (EXPANDABLE TO 89,683 SF)
OFFICE SF	5,000 SF SPEC/ Expandable to 10,000 SF
CLEAR HEIGHT	32' Minimum
COLUMN SPACING	52' x 59'7" and 52' x 70"
POWER	4,000 Amps @ 277/480V
PARKING	150 Auto Parking Stalls (1.6/1,000)
EV CHARGING STATIONS	13
LOADING	11 Dock High/ 2 Grade Level
SLAB THICKNESS	6"
SPRINKLERS	K16.8 ESFR
TRUCK COURT	125'
% SKYLIGHTS	2.5%
LED LIGHTING	SPEC 20 FC in Warehouse
DELIVERY DATE	TBD



AMENITY MAP



CORPORATE NEIGHBORS MAP



CAMPUS @BAYSIDE

FREMONT, CA



CONTACT INFO

THOMAS TAYLOR

Executive Vice President
Lic. 00944083
T +1 408 453 7417
C +1 408 828 1898
thomas.taylor@cbre.com

MATTHEW TAYLOR

Executive Vice President
Lic. 01897355
T +1 408 453 7469
C +1 408 221 1735
matthew.taylor@cbre.com

DOUGLAS NORTON

Senior Vice President
Lic. 00851808
T +1 949 725 8511
C +1 925 818 1930
doug.norton@cbre.com

ROBBIE TAYLOR

Senior Vice President
Lic. 01946325
T +1 408 453 7489
C +1 408 218 0525
robbie.taylor2@cbre.com

MIKE NORTON

Associate
Lic. 02030025
T +1 949 725 8522
C +1 925 360 7947
mike.norton@cbre.com